

AP-270-MNT-ADP Adapter

Installation Guide



The AP-270-MNT-ADP adapter supports multiple access point (AP) models. All installation images show the 228 AP.

Package Content

- AP-270-MNT-ADP Adapter x 1
- M5x12 Screws x 4
- Installation Guide (this document)

Installation

1. Use the M5x12 screws included in the package to attach the AP-270-MNT-ADP adapter to the AP.

Figure 1 Attaching the AP-270-MNT-ADP Adapter to the AP

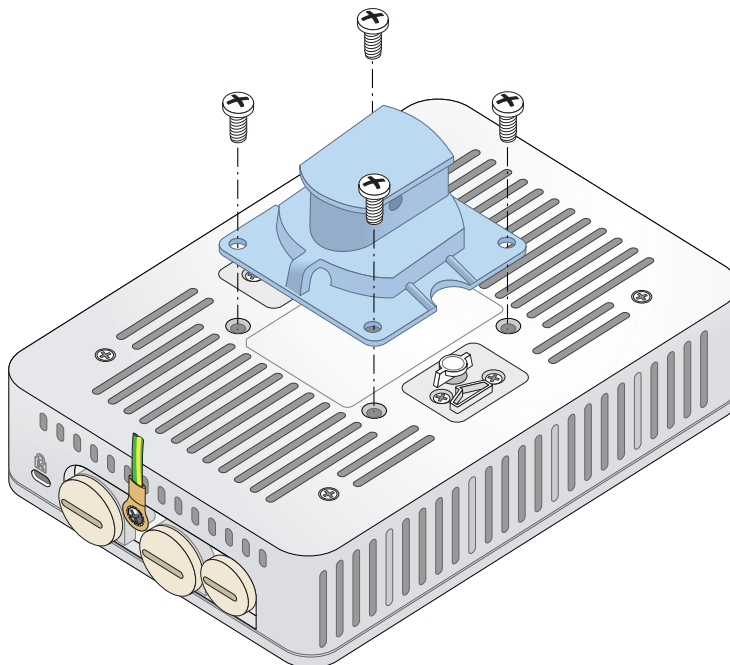
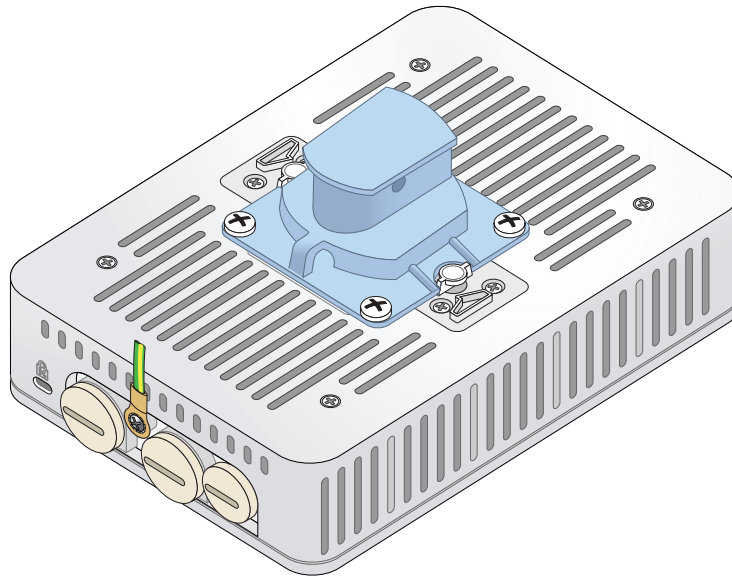
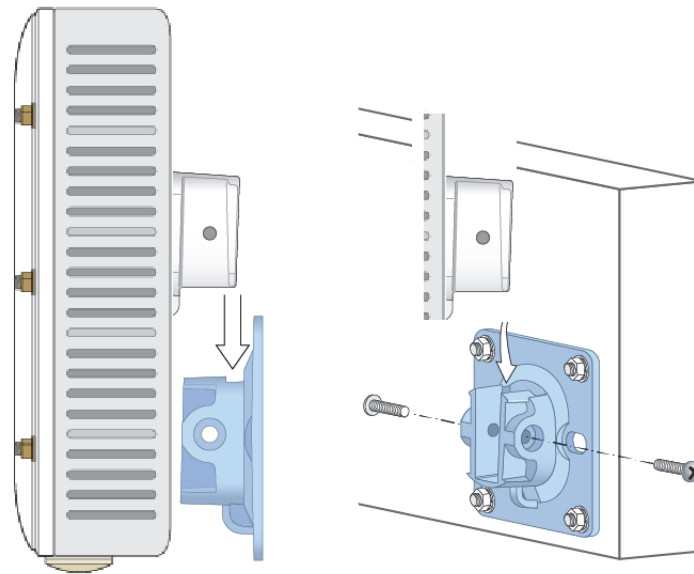


Figure 2 Attaching the AP-270-MNT-ADP Adapter to the AP (Completed)



2. Once the adapter is attached to the AP, the AP can be installed on a wall using the AP-270-MNT-H2 mounting kit.

Figure 3 Attaching the AP to the AP-270-MNT-H2 Mounting Kit



For AP installation instructions using the AP-270-MNT-H2 mounting kit, refer to the *AP-270-MNT-H2 Installation Guide* included with the mounting kit



0511783-01